



## Visit lag data for February through March 2024

### *Specialty Practices*

Specialty	Within Category					Appointments
	Within 2 Weeks	Within 1 Month	Within 3 Month	Within 6 Month	Greater Than 6 Months	
General Surgery	25%	16%	18%	12%	28%	528
Cardiology	19%	5%	14%	31%	31%	798
Endocrinology	11%	9%	27%	38%	14%	592
ENT	9%	9%	34%	35%	13%	1654
Obstetrics	28%	33%	31%	2%	7%	1488
Orthopedics	33%	21%	39%	4%	3%	3164
Pulmonology	30%	5%	16%	18%	32%	818
Urology	25%	17%	32%	10%	16%	477
Ophthalmology	17%	8%	16%	22%	37%	1020

Specialty	Cumulative					Appointments
	Within 2 Weeks	Within 1 Month	Within 3 Month	Within 6 Month	Greater Than 6 Months	
General Surgery	25%	41%	60%	72%	100%	528
Cardiology	19%	24%	38%	69%	100%	798
Endocrinology	11%	21%	48%	86%	100%	592
ENT	9%	18%	52%	87%	100%	1654
Obstetrics	28%	61%	92%	93%	100%	1488
Orthopedics	33%	53%	93%	97%	100%	3164
Pulmonology	30%	35%	50%	68%	100%	818
Urology	25%	42%	74%	84%	100%	477
Ophthalmology	17%	25%	41%	63%	100%	1020








NMC's Mission is to Provide Exceptional Healthcare for our Community.1

## Diagnostic Imaging

Modality	Within Category					Appointments
	Within 2 Weeks	Within 1 Month	Within 3 Month	Within 6 Month	Greater Than 6 Months	
Mammography	17%	4%	44%	19%	16%	651
X-Ray	83%	6%	3%	2%	7%	272

Modality	Cumulative					Appointments
	Within 2 Weeks	Within 1 Month	Within 3 Month	Within 6 Month	Greater Than 6 Months	
Mammography	17%	20%	65%	84%	100%	651
X-Ray	83%	89%	91%	93%	100%	272

## Referral lag data for February through March 2024

Performance Area:	Target	Trend	Status Indicator	Mar-24	Feb-24
Average Workload Turnaround: Med Clinics	< 3 Bus Days		●	2.42	4.20
Average Workload Turnaround: Orthopedics	< 3 Bus Days		●	1.57	2.05
Average Workload Turnaround: Ophthalmology	< 3 Bus Days		●	1.14	1.80
Average Workload Turnaround: ENT	< 3 Bus Days		●	2.95	5.60
Average Workload Turnaround: DOC 1	< 3 Bus Days		●	1.00	1.95
Average Workload Turnaround: Rehab	< 3 Bus Days		●	1.00	1.95
Average Workload Turnaround: Diagnostic Scheduling	< 3 Bus Days		●	1.76	3.20

Med Clinics includes Obstetrics, Pulmonology, Cardiology and Endocrinology

DOC 1 includes General Surgery and Urology

NMC's Mission is to Provide Exceptional Healthcare for our Community.